



PAL®

Range of steel
and aluminium lifting beams
for loads from 125 to 10,000 kg

 **VERLINDE**
LIFTING EQUIPMENT

Technical characteristics

- > Fitted with 2 articulated forged safety swivel hooks.
- > Tear-resistant eyelet for use with synthetic slings, cables, etc.
- > Rustproof paint with high-strength yellow RAL 1028 finishing.
- > Safety coefficient: 4
- > No load-bearing welding.
- > Manufacture in accordance with standard NFE 52210.
- > Group: FEM5.

- > Hooks adjusted by means of upper handles (for the adjustable spreaders only).
- > No 100 mm adjustment as standard (for the adjustable spreaders only).
- > Hoisting speed = maximum 16 m/mn.
- > Delivered with instructions for use and maintenance, EC certificate of conformity.

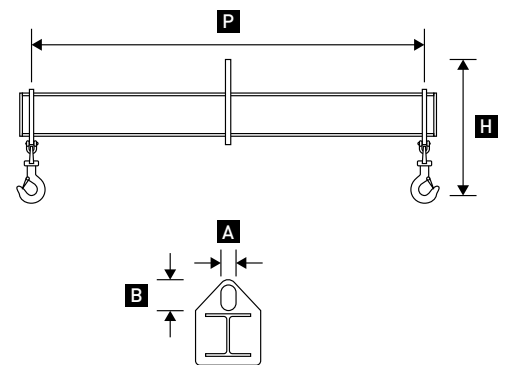
PAL P2F

for loads from 1,000 to 10,000 kg
Axial cord lifting beam with 2 **fixed** lifting points



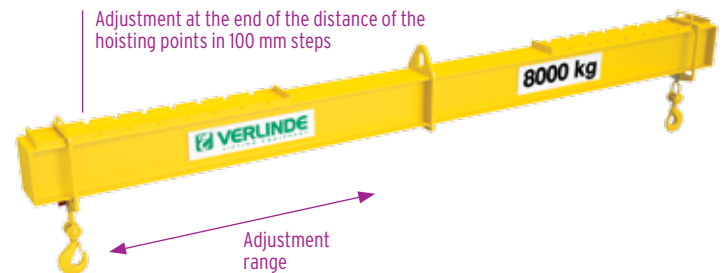
Articulated swivel hooks with forged safety latches.

Load (T)	A x B (mm)	Span in metres (P)						
		1	2	3	4	5	6	
1 T	60 x 80	Height "H" (mm)	320	340	360	360	380	380
		Weight (kg)	32	59	96	122	176	208
2 T	80 x 120	Height "H" (mm)	380	400	420	440	460	480
		Weight (kg)	39	72	115	170	240	324
3 T	100 x 180	Height "H" (mm)	480	500	540	560	580	600
		Weight (kg)	56	94	163	234	326	432
4 T	100 x 180	Height "H" (mm)	480	520	560	580	600	620
		Weight (kg)	62	112	190	274	375	495
5 T	100 x 180	Height "H" (mm)	540	580	620	640	660	700
		Weight (kg)	69	126	216	306	420	597
6 T	100 x 180	Height "H" (mm)	540	600	640	660	700	700
		Weight (kg)	80	151	250	355	516	608
8 T	100 x 180	Height "H" (mm)	600	660	700	740	740	840
		Weight (kg)	93	176	288	431	524	616
10 T	100 x 180	Height "H" (mm)	620	680	740	740	740	790
		Weight (kg)	107	198	345	437	530	798



PAL P2R

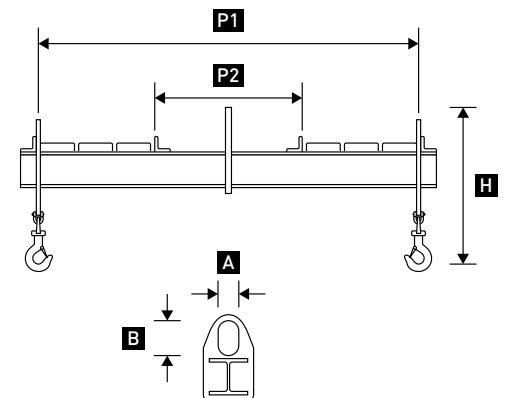
for loads from 1,000 to 10,000 kg
Axial cord lifting beam with 2 **adjustable** lifting points




Adjustment at the end of the distance of the hoisting points in 100 mm steps

Adjustment range

Load (T)	A x B (mm)	Span in metres (P)						
		1 / 0,5	2 / 1	3 / 1	4 / 2	5 / 3	6 / 4	
1 T	60 x 80	Height "H" (mm)	490	510	530	530	550	550
		Weight (kg)	38	64	101	127	181	213
2 T	80 x 120	Height "H" (mm)	450	470	490	510	530	550
		Weight (kg)	44	77	120	175	245	329
3 T	100 x 180	Height "H" (mm)	560	580	620	640	660	680
		Weight (kg)	66	104	173	244	336	442
4 T	100 x 180	Height "H" (mm)	610	650	690	710	730	750
		Weight (kg)	72	122	200	284	385	505
5 T	100 x 180	Height "H" (mm)	630	670	710	730	750	790
		Weight (kg)	79	136	226	316	430	607
6 T	100 x 180	Height "H" (mm)	630	690	730	750	790	790
		Weight (kg)	95	166	265	370	531	623
8 T	100 x 180	Height "H" (mm)	710	770	810	850	850	850
		Weight (kg)	113	196	308	451	544	636
10 T	100 x 180	Height "H" (mm)	730	790	850	850	850	900
		Weight (kg)	127	218	365	457	550	818

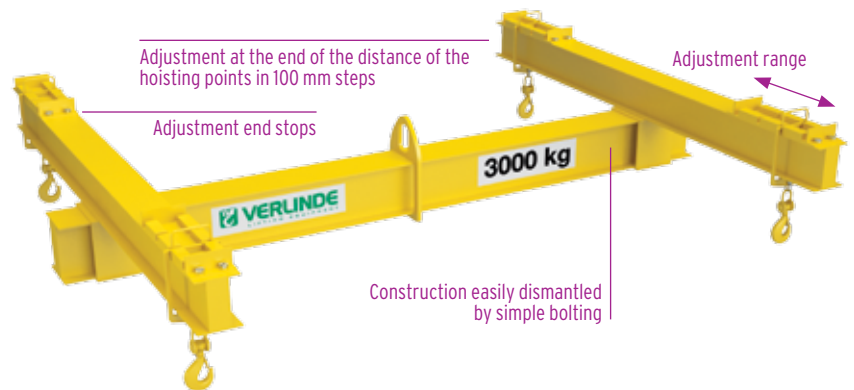
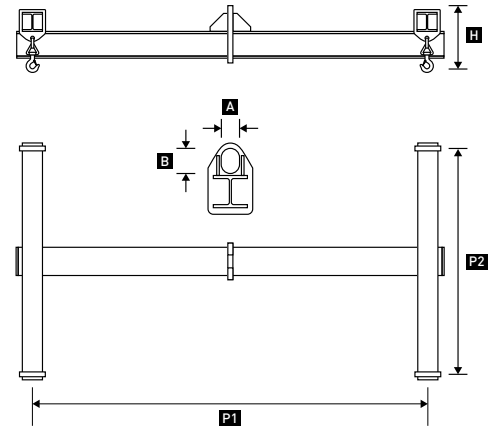




PAL P4HF

for loads from 1,000 to 10,000 kg
 "H" type axial cord lifting beam
 with **fixed** 4 lifting points

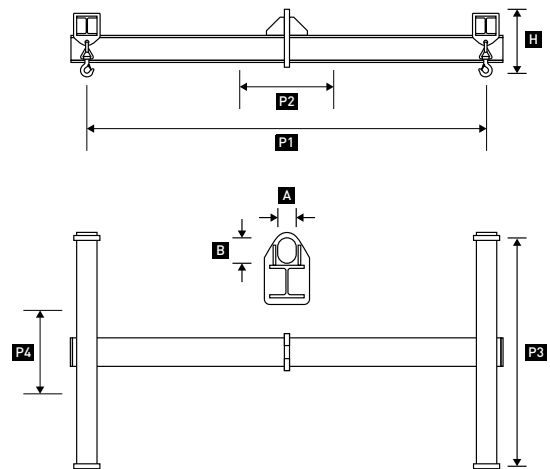
Load (T)	A x B (mm)	Span in metres (P1) / Base in metres (P2)						
		1 / 1	2 / 1	3 / 1	3 / 2	4 / 1	4 / 2	
1 T	60 x 80	Height "H" (mm)	240	240	240	240	240	240
		Weight (kg)	78	105	142	177	168	203
2 T	80 x 120	Height "H" (mm)	270	270	270	270	270	270
		Weight (kg)	85	118	161	211	216	266
3 T	100 x 180	Height "H" (mm)	350	350	350	350	350	350
		Weight (kg)	103	141	210	284	281	355
4 T	100 x 180	Height "H" (mm)	350	350	350	350	350	350
		Weight (kg)	117	167	245	311	329	395
5 T	100 x 180	Height "H" (mm)	390	390	390	390	390	390
		Weight (kg)	125	182	272	360	362	450
6 T	100 x 180	Hauteur "H" (mm)	390	390	390	390	390	390
		Weight (kg)	148	219	318	394	423	500
8 T	100 x 180	Height "H" (mm)	430	430	430	430	430	430
		Weight (kg)	163	246	358	457	501	600
10 T	100 x 180	Height "H" (mm)	430	430	430	430	430	430
		Weight (kg)	189	280	427	541	519	633



PAL P4HR

for loads from 1,000 to 10,000 kg
 "H" type Lifting beam a axial cord with
 4 **adjustable** lifting points

Load (T)	A x B (mm)	Span in metres maxi/mini (P1/P2) / Base in metres maxi/mini (P3/P4)						
		1/0,5/0,5/0,5	2/1/1/0,5	3/1/1/0,5	3/1/2/1	4/2/1/0,5	4/2/2/1	
1 T	60 x 80	Height "H" (mm)	290	290	290	290	290	290
		Weight (kg)	98	125	162	197	188	223
2 T	80 x 120	Height "H" (mm)	320	320	320	320	320	320
		Weight (kg)	105	138	181	231	236	286
3 T	100 x 180	Height "H" (mm)	400	400	400	400	400	400
		Weight (kg)	123	161	230	304	301	375
4 T	100 x 180	Height "H" (mm)	400	400	400	400	400	400
		Weight (kg)	147	197	275	341	359	425
5 T	100 x 180	Height "H" (mm)	440	440	440	440	440	440
		Weight (kg)	155	212	302	390	392	480
6 T	100 x 180	Height "H" (mm)	440	440	440	440	440	440
		Weight (kg)	178	249	348	424	453	550
8 T	100 x 180	Height "H" (mm)	480	480	480	480	480	480
		Weight (kg)	193	276	388	487	531	630
10 T	100 x 180	Height "H" (mm)	480	480	480	480	480	480
		Weight (kg)	219	310	457	531	549	673



Options available

- > Greater load capacities available on request.
- > 3 Type «Y» models with 3 lifting points, or type «X» with 4 lifting points are also available on request.
- > Lifting beams for big bag.

- > Special lifting beams.
- > Galvanised lifting beams.
- > Special lifting beams with pick-up fork for pallets.

► **Technical characteristics**

- Fitted with swivel hooks with forged safety clips.
- Tear-resistant eyelet for use with synthetic slings, cables, etc.
- Anodised aluminium profile, rust-proof.
- Safety coefficient : 4.
- No load-bearing welding.
- Manufacture in accordance with standard NFE 52210.
- FEM5 group.

- Hooks adjustable by movable spindles for adjustable beams only).
- Adjustable by step of 100 mm for adjustable beams only).
- Lifting speed: 16 m/mn maxi.
- Delivered with instructions for use and maintenance, EC certificate of conformity

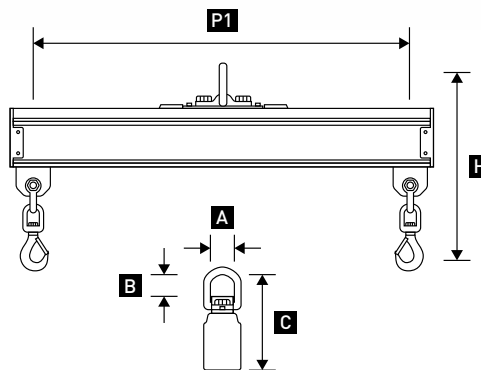
► **Advantages in aluminium**

- The aluminium profile is anodised and provides protection against corrosion
- This aluminium profile is compatible with all the standardised ITEM accessories

- Overall, the aluminium lifting beam is lighter than its steel equivalent, this makes it possible to optimise the chain hoist's capacity for lifting loads

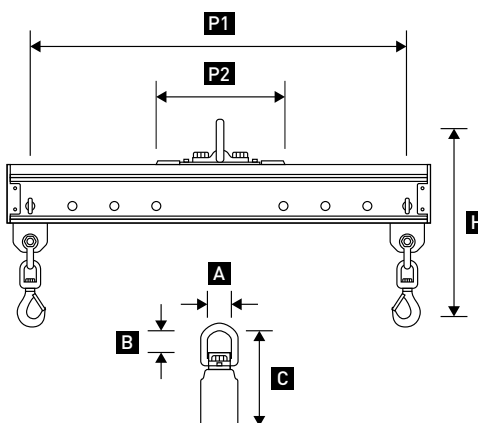
► **PAL P2F ALU** for loads from 125 to 2,000 kg
Axial cord aluminium lifting beam with 2 fixed lifting points

Load (kg)	Total span in metres						
	1	2	3	4	5	6	
125	Length between hooks (P1)	900	1900	2900	3900	4900	5900
	Weight (kg)	16	22	29	35	42	48
	Headroom (H)	454	454	454	454	454	454
	Dim. A x B x C	56x53x226	56x53x226	56x53x226	56x53x226	56x53x226	56x53x226
250	Length between hooks (P1)	900	1900	2900	3900	4900	5900
	Weight (kg)	16	22	29	35	42	61
	Headroom (H)	454	454	454	454	454	504
	Dim. A x B x C	56x53x226	56x53x226	56x53x226	56x53x226	56x53x226	56x53x276
500	Length between hooks (P1)	900	1900	2900	3900	4900	5900
	Weight (kg)	16	22	36	44	53	74
	Hauteur perdue (H)	454	454	454	454	454	504
	Dim. A x B x C	56x53x226	56x53x226	56x53x276	56x53x276	56x53x276	56x53x306
750	Length between hooks (P1)	900	1900	2900	3900	4900	5900
	Weight (kg)	16	27	36	52	83	97
	Headroom (H)	454	454	504	504	504	535
	Dim. A x B x C	56x53x226	56x53x276	56x53x276	56x53x306	56x53x341	56x53x341
1000	Length between hooks (P1)	900	1900	2900	3900	4900	-
	Weight (kg)	21	31	42	68	83	-
	Headroom (H)	535	535	535	569	569	-
	Dim. A x B x C	56x53x306	56x53x306	56x53x306	56x53x341	56x53x341	-
1600	Length between hooks (P1)	900	1900	2900	-	-	-
	Weight (kg)	21	31	54	-	-	-
	Headroom (H)	535	535	569	-	-	-
	Dim. A x B x C	56x53x306	56x53x306	56x53x341	-	-	-
2000	Length between hooks (P1)	900	1900	-	-	-	-
	Weight (kg)	21	39	-	-	-	-
	Headroom (H)	535	569	-	-	-	-
	Dim. A x B x C	56x53x306	56x53x341	-	-	-	-



► **PAL P2R ALU** for loads from 125 to 2,000 kg
Aluminium axial cord lifting beam with 2 adjustable lifting points

Load (kg)	Total span in metres						
	1	2	3	4	5	6	
125	Length and width between hooks (P1/P2)	900/300	1900/900	2900/900	3900/1900	4900/2900	5900/3900
	Weight (kg)	16	22	29	35	42	48
	Headroom (H)	454	454	454	454	454	454
	Dim. A x B x C	56x53x226	56x53x226	56x53x226	56x53x226	56x53x226	56x53x226
250	Length and width between hooks (P1/P2)	900/300	1900/900	2900/900	3900/1900	4900/2900	5900/3900
	Weight (kg)	16	22	29	35	42	61
	Headroom (H)	454	454	454	454	454	504
	Dim. A x B x C	56x53x226	56x53x226	56x53x226	56x53x226	56x53x226	56x53x276
500	Length and width between hooks (P1/P2)	900/300	1900/900	2900/900	3900/1900	4900/2900	5900/3900
	Weight (kg)	16	22	36	44	53	74
	Headroom (H)	454	454	454	454	454	504
	Dim. A x B x C	56x53x226	56x53x226	56x53x276	56x53x276	56x53x276	56x53x306
750	Length and width between hooks (P1/P2)	900/300	1900/900	2900/900	3900/1900	4900/2900	5900/3900
	Weight (kg)	16	27	36	52	83	97
	Hauteur perdue (H)	454	454	504	504	504	535
	Dim. A x B x C	56x53x226	56x53x276	56x53x276	56x53x306	56x53x341	56x53x341
1000	Length and width between hooks (P1/P2)	900/300	1900/900	2900/900	3900/1900	4900/2900	-
	Weight (kg)	21	31	42	68	83	-
	Headroom (H)	535	535	535	569	569	-
	Dim. A x B x C	56x53x306	56x53x306	56x53x306	56x53x341	56x53x341	-
1600	Length and width between hooks (P1/P2)	900/300	1900/900	2900/900	-	-	-
	Weight (kg)	21	31	54	-	-	-
	Headroom (H)	535	535	569	-	-	-
	Dim. A x B x C	56x53x306	56x53x306	56x53x341	-	-	-
2000	Length and width between hooks (P1/P2)	900/300	1900/900	-	-	-	-
	Weight (kg)	21	39	-	-	-	-
	Headroom (H)	535	569	-	-	-	-
	Dim. A x B x C	56x53x306	56x53x341	-	-	-	-



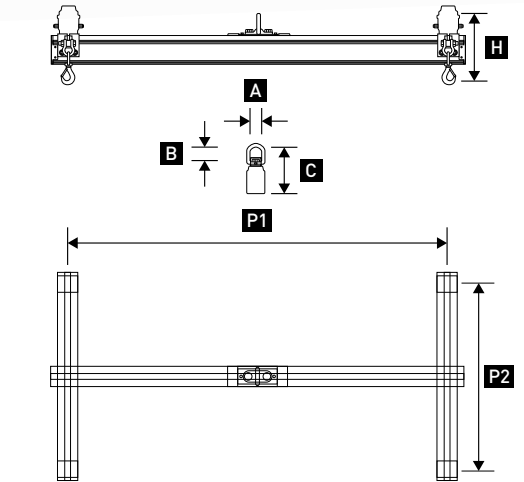
PAL P4HF ALU

for loads from 125 to 2000 kg
Aluminium axial cord lifting beam
with **fixed** 4 lifting points

Load (kg)		Total span in metres / Total base in metres					
		1/1	2/1	3/1	3/2	4/1	4/2
125	Maxi/mini length between hooks (P1/P2)	840/900	1840/900	2840/900	2840/1900	3840/900	3840/1900
	Weight (kg)	51	58	64	77	71	84
	Headroom (H)	310	310	310	310	310	310
	Dim. A x B x C	56x53x226	56x53x226	56x53x226	56x53x226	56x53x226	56x53x226
250	Maxi/mini length between hooks (P1/P2)	840/900	1840/900	2840/900	2840/1900	3840/900	3840/1900
	Weight (kg)	51	58	64	77	71	84
	Headroom (H)	310	310	310	310	310	310
	Dim. A x B x C	56x53x226	56x53x226	56x53x276	56x53x276	56x53x276	56x53x276
500	Maxi/mini length between hooks (P1/P2)	840/900	1840/900	2840/900	2840/1900	3840/900	3840/1900
	Weight (kg)	51	58	71	84	79	92
	Hauteur perdue (H)	310	310	310	310	310	310
	Dim. A x B x C	56x53x226	56x53x226	56x53x276	56x53x276	56x53x276	56x53x276
750	Maxi/mini length between hooks (P1/P2)	840/900	1840/900	2840/900	2840/1900	3840/900	3840/1900
	Weight (kg)	51	62	71	84	87	100
	Headroom (H)	310	310	310	310	310	310
	Dim. A x B x C	56x53x226	56x53x276	56x53x276	56x53x276	56x53x306	56x53x306
1000	Maxi/mini length between hooks (P1/P2)	840/900	1840/900	2840/900	2840/1900	3840/900	3840/1900
	Weight (kg)	55	66	77	90	103	116
	Headroom (H)	310	310	310	310	310	310
	Dim. A x B x C	56x53x306	56x53x306	56x53x306	56x53x306	56x53x341	56x53x341
1600	Maxi/mini length between hooks (P1/P2)	840/900	1840/900	2840/900	2840/1900	-	-
	Weight (kg)	55	66	88	101	-	-
	Hauteur perdue (H)	310	310	310	310	-	-
	Dim. A x B x C	56x53x306	56x53x306	56x53x341	56x53x341	-	-
2000	Maxi/mini length between hooks (P1/P2)	840/900	1840/900	-	-	-	-
	Weight (kg)	64	82	-	-	-	-
	Headroom (H)	310	310	-	-	-	-
	Dim. A x B x C	56x53x306	56x53x341	-	-	-	-

Axial cord avec tear-resistant eyelet

Construction without load-bearing welding



PAL P4HR ALU

for loads from 125 to 2000 kg
Aluminium axial cord lifting beam
avec 4 lifting points **adjustable**

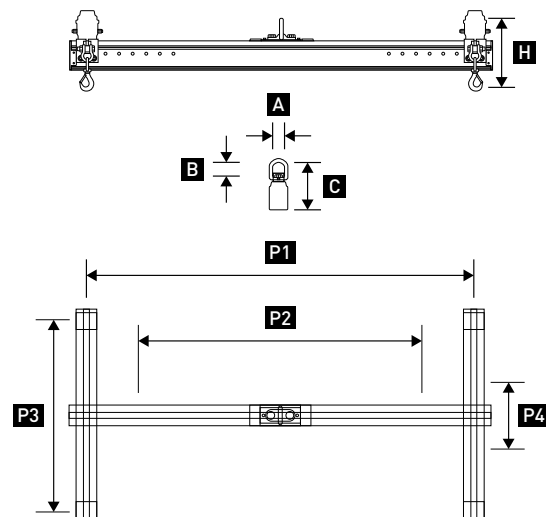
Load (kg)		Total span in metres / Total base in metres					
		1/1	2/1	3/1	3/2	4/1	4/2
125	Long. maxi/mini between hooks (P1/P2)	840/400	1840/940	2840/1440	2840/1440	3840/1940	3840/1940
	Maxi/mini width between hooks (P3/P4)	900/500	900/500	900/500	1900/900	900/500	1900/900
	Weight (kg)	51	58	64	77	71	84
	Headroom (H)	310	310	310	310	310	310
250	Long. maxi/mini between hooks (P1/P2)	840/400	1840/940	2840/1440	2840/1440	3840/1940	3840/1940
	Maxi/mini width between hooks (P3/P4)	900/500	900/500	900/500	1900/900	900/500	1900/900
	Weight (kg)	51	58	64	77	71	84
	Headroom (H)	310	310	310	310	310	310
500	Long. maxi/mini between hooks (P1/P2)	840/400	1840/940	2840/1440	2840/1440	3840/1940	3840/1940
	Maxi/mini width between hooks (P3/P4)	900/500	900/500	900/500	1900/900	900/500	1900/900
	Weight (kg)	51	58	71	84	79	92
	Headroom (H)	310	310	310	310	310	310
750	Long. maxi/mini between hooks (P1/P2)	840/400	1840/940	2840/1440	2840/1440	3840/1940	3840/1940
	Maxi/mini width between hooks (P3/P4)	900/500	900/500	900/500	1900/900	900/500	1900/900
	Weight (kg)	51	62	71	84	87	100
	Headroom (H)	310	310	310	310	310	310
1000	Long. maxi/mini between hooks (P1/P2)	840/400	1840/940	2840/1440	2840/1440	3840/1940	3840/1940
	Maxi/mini width between hooks (P3/P4)	900/500	900/500	900/500	1900/900	900/500	1900/900
	Weight (kg)	55	66	77	90	103	116
	Headroom (H)	310	310	310	310	310	310
1600	Long. maxi/mini between hooks (P1/P2)	840/440	1840/940	2840/1440	2840/1440	-	-
	Maxi/mini width between hooks (P3/P4)	900/500	900/500	900/500	1900/900	-	-
	Weight (kg)	55	66	88	101	-	-
	Headroom (H)	310	310	310	310	-	-
2000	Long. maxi/mini between hooks (P1/P2)	840/440	1840/940	-	-	-	-
	Maxi/mini width between hooks (P3/P4)	900/500	900/500	-	-	-	-
	Weight (kg)	64	82	-	-	-	-
	Headroom (H)	310	310	-	-	-	-

Adjustment at the end of the distance of the hoisting points in 100 mm steps

Adjustment end stops

Adjustment range

Construction easily dismantled by simple bolting



VERLINDE, is :

- > The leading French manufacturer and exporter of hoisting and handling equipment
- > A continuous range of 30 types of equipment capable of hoisting from 60 to 160,000 kg
- > ISO 9001 quality assurance certification.



Our references

Metallurgical, Mechanical, Nuclear industries → Sollac - Unimetal - Stein - NFM - Framatome - Neyrpic

Chemical and Petrochemical industries → Rhône-Poulenc - Du Pont De Nemours - Elf - Total - Pechiney

Aeronautics industry → Aérospatiale - Airbus - Eurocopter - Air France - Aéroport de Paris - Snecma - Marcel Dassault

Agri-food industry → Nestlé - Gervais Danone - Bel

Industrie automobile → Renault - Peugeot - Citroën - Scania - Ford - RVI - Volkswagen - Michelin - Massey Ferguson - Manitou - Toyota Industrial Equipment

Autres secteurs → EDF - SNCF - RATP - Spie - Trindel - Lyonnaise des Eaux - Dumez - Fougerolle - GEC Alstom - Bouygues - Polysius



In France :

A network of sales agencies, after-sales service stations, manufacturing units for EUROPONT overhead travelling cranes and a network of distributors.

Rest of the world :

A contact person near you in more than 55 countries.



2, boulevard de l'Industrie - B.P. 20059 - 28509 Vernouillet cedex - France

Phone : (33) 02 37 38 95 95 - Fax : (33) 02 37 38 95 99

Internet : www.verlinde.com